



HotPoint® 4100 Wireless Access Points

Firetide HotPoint Wireless Access Points

Firetide HotPoint wireless access points deliver a modular access solution for large scale, indoor and outdoor wireless mesh networks. Modular design enables full network and software integration of the access points with a Firetide wireless mesh network while at the same time permitting independent physical placement of the hardware to provide optimal accessibility for Wi-Fi® clients.

Seamless Outdoor and Indoor Operation

HotPoint 4100 access points provide wireless access within buildings and moving vehicles. Each indoor access point has a plastic enclosure and an RJ-45 connector for attaching to a Firetide wireless mesh node or a conventional Ethernet port.

Single-point Network Management for Mesh and Access

Whether connected directly to a Firetide wireless mesh network or to a wired infrastructure, the HotPoint access points are fully integrated and managed with the same HotView™ software used to manage Firetide mesh nodes. HotView provides remote management from a centralized location and users can manage all mesh and access traffic from a single console.



Indoor HotPoint 4100

Advanced Security and Performance Features

HotPoint access points operate in the 2.4 GHz band and feature WPA2 and WEP encryption, up to 4 SSIDs, industry compliant QoS, and durable enclosures. High-power radios with up to 400 mW provide extended reach and outstanding penetration.

Access On or Off the Mesh

HotPoint wireless access points can be connected to a Firetide mesh node to provide Wi-Fi access to any indoor or outdoor location without the need for backhaul cabling. HotPoint access points can also connect directly to a conventional wired infrastructure eliminating the need to install a mesh node in locations where wired connectivity is readily available.

Modularity for Flexible Placement

Unlike conventional mesh networks that combine mesh backhaul and Wi-Fi access in the same enclosure, Firetide mesh nodes and access points can be physically separated allowing system integrators to optimize RF separately for both the mesh backhaul as well as client access.

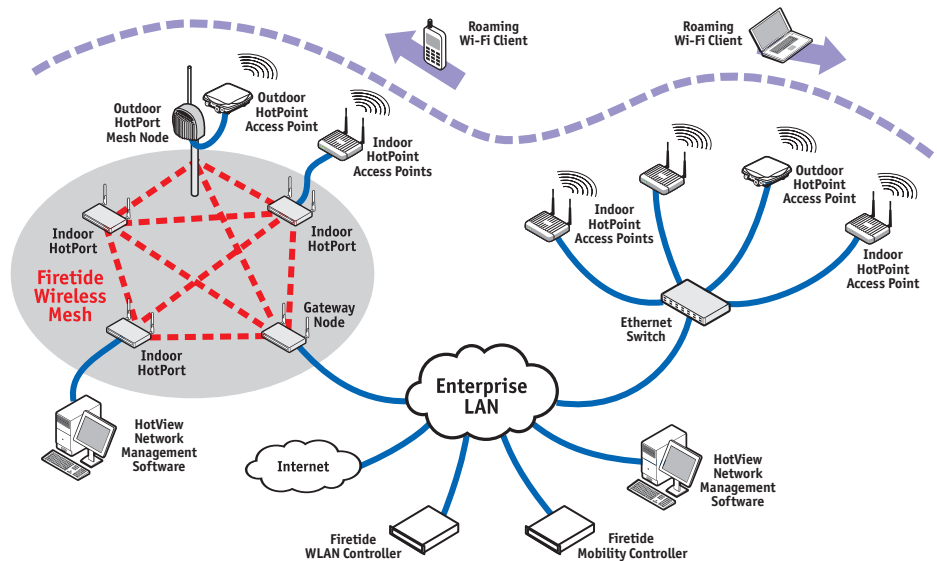
For example, in a multi-building mesh network, mesh nodes should be placed in areas that enable the best connectivity between buildings which is typically at higher locations. However the best locations for the access points tend to be lower to provide the best connectivity for Wi-Fi clients inside a building. Because the access points and mesh nodes are kept in separate enclosures, they can be independently positioned for optimal RF connectivity.

Designed for Hot Spots

Layered service levels can be enabled through Virtual APs (VAPs). Virtual AP Groups are supported with controller. Each HotPoint AP supports up to 4 VAPs, creating different logical networks with varying levels of security, access, and performance. Additional Hot Spot features include user-based rate limiting and intracell blocking.

Designed for Enterprise Networks

The 4100 Access Point can be seamlessly integrated with the existing enterprise L2/L3 networks. Seamless wireless Client mobility across L2/L3 domains and centralized policy management support can be achieved when the access point is managed through Firetide WLAN or Firetide Mobility controllers.



HotPoint 4100 deployment scenario

HotPoint® 4100 Wireless Access Points

Specifications

Models

- HotPoint 4100 Indoor Access Point

Wireless interface

- IEEE 802.11a/b/g
- Frequency range:
 - 2.400 – 2.484 GHz
 - 4.94 – 4.99 GHz
 - 5.15 – 5.25 GHz
 - 5.25 – 5.35 GHz
 - 5.470 – 5.725 GHz
 - 5.725 – 5.825 GHz
- Transmit power up to 400 mW
- Manual Transmit Power Control
- 802.11d (Auto Channel Select)
- Typical RX sensitivity:
 - 2.4 GHz, DSSS
 - 1 Mbps: -96 dBm
 - 11 Mbps: -90 dBm
 - 2.4 GHz, OFDM
 - 6 Mbps: -93 dBm
 - 54 Mbps: -74 dBm
 - 5 GHz
 - 6 Mbps: -90 dBm
 - 54 Mbps: -73 dBm
- Media Access Protocol: CSMA/CA with ACK

Networking

- Up to 4 SSIDs & 4 VLANs per HotPoint
- DHCP client/server, separate DHCP range per SSID

Security, Authentication and Encryption

- 802.11i, WPA2
- 40 bit, 104 bit WEP keys
- 128 bit, 256 bit AES keys
- 802.1x, RADIUS authentication
- SSID suppression
- Firewall
- MAC access control
- NAT

Seamless L2/L3 Mobility

- Supported with WLAN/Mobility Controller

Rich Enterprise Ready Features

- Auto Channel allocation
- Coverage Gap Detection

Management and Configuration

- Integrated mesh and access management
- Multiple user interface options:
 - Centralized management via HotView or HotView Pro
- Built-in web-based management
- Remote firmware upgrade
- Physical AP grouping

Hot Spot Services

- Virtual AP Grouping in controller mode
- User-based rate limiting
- Intercell/intracell blocking

Client Access Features

- Up to 32 concurrent users simultaneously per HotPoint
- Fast handoff enabled
- WMM (Quality of Service)

Network Ports

- One 10/100 autosense Base-T port
- IEEE 802.3,802.3u compliant

Management Software

- HotView Pro™ mesh management software (separate purchase required)
- Built-in web-based management

Regulatory Agency Certifications

- FCC Part 15, RoHS, WEEE compliant, CE

Warranty

- Hardware: one year limited warranty (Extended warranty available for purchase)
- Software: 90 days limited warranty

Enclosure

- Plastic enclosure
- Two RP-SMA antenna connectors
- One DC power connector
- One Ethernet connector
- System indicator LEDs (power, status)
- Weight: 10 oz (280 g)
- Dimensions: 6"L X 4.75"W x 1"H (150 X 120 X 25 mm)

Power

- DC Input: 9–15 VDC, 0.7 A at 12 VDC
- AC power adapter: 100–240 VAC, 50/60 Hz input; 12 VDC, 1.5 A rated output

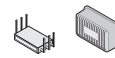
Environmental Specifications

- Operating temperature: 0°C to +60°C
- Storage temperature: -40°C to +70°C
- Humidity (non-condensing): 10% to 90%
- Storage humidity (non-condensing): 5% to 95%
- Maximum altitude: 15,000 feet (4572 meters)

Included Accessories

- AC power adapter with interchangeable plug inserts (US, Europe, UK, Australia)
- Antennas: one pair of 5 dBi, 2.4 GHz omnidirectional antennas

Other Firetide Products



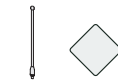
Mesh Nodes
HotPort Indoor & Outdoor Mesh Nodes



CPE
HotClient Indoor Customer Premises Equipment



Software
HotView & HotView Pro Mesh Management Software



Accessories
Antennas, Mounting Kits, Cables, etc.



www.firetide.com

140 Knowles Drive, Los Gatos, CA 95032

Phone: +1 408-399-7771 | Fax: +1 408-399-7756 | Email: info@firetide.com